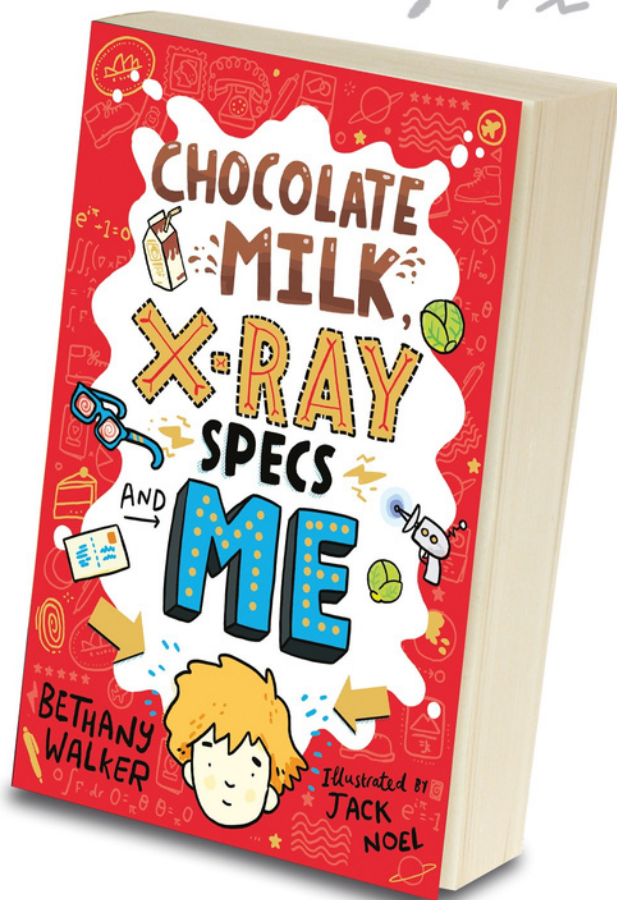


CHOCOLATE MILK, X-RAY SPECS AND ME ACTIVITY PACK!



CAN YOU MATCH THE CHARACTER WITH THEIR DESCRIPTION?

1. A very helpful person who's always around (in floral dresses) when you need them.

FREDDY SPICER

2. Excellent letter writer, desperate for friends. Hates sprouts but LOVES chocolate milk.

GRANDAD

3. Enjoys making videos and taking other people's lunches – especially if they contain Pombears!

DR ALPHA BETT

4. Is hard to impress. Has hair like a waterfall and edits the school magazine.

DESIREE DELICATA

5. Loves free things, including sprouts. Very good at hide-and-seek – maybe that's something to do with their glasses?


JORDAN FISHWICK

6. Wears a lot of white. You wouldn't want to annoy this person, unless you wanted to meet their pet shark, Shirley!

MRS ALLBRIGHT

7. Has big hair and a gravelly voice and is surprisingly good at Commando rolls.

SAMIRA HADID



@Bethanywriter | @jackdraws | @ScholasticUK

CHARACTER TRAITS

Because it is written as letters, *Chocolate Milk, X-Ray Specs and Me* never really **describes** the different characters. But HOW each character writes and WHAT they write about in their letters gives us lots of information about them and their personality traits.

See if you can identify some key traits in letters by Freddy and Dr Alpha Bett:

Read Freddy's letter from 29th April (on page 36) and think about what kind of personality Freddy has and what makes him a unique character.

Read Dr Alpha Bett's memo from 1st May (on page 43) and think about what kind of personality he has and what makes him a unique character.

Write your ideas on the following sheets.

Once you've listed their personality traits, can you write character descriptions of Freddy and Dr Alpha Bett?

HINT!

Highlight some key words or phrases in the letters you think are useful. Here are some examples you can include to get you started - but come up with your own too!

Bossy

Friendly

Gullible

Honest



LETTER: FREDDY

List some adjectives to describe Freddy:

-
-
-
-
-
-

Using the adjectives, write a paragraph to describe Freddy and what makes his character unique.

.....

.....

.....

.....

.....

.....

.....



LETTER: DR ALPHA BETT

List some adjectives to describe Dr Alpha Bett:

-
-
-
-
-
-

Using the adjectives, write a paragraph to describe Dr Alpha Bett and what makes his character unique.

.....

.....

.....

.....

.....

.....

.....



EXTRA CHALLENGE!

Who wrote these sentences, Freddy Spicer or Dr Alpha Bett?

Circle your answer.

1. I am far too busy and important for this.

Freddy / Dr Alpha Bett

2. Surely he'll have to stop picking on me if I take him to Blast Yourself Bonkers?

Freddy / Dr Alpha Bett

3. I will only turn ten once.

Freddy / Dr Alpha Bett

4. Take out Target 1.

Freddy / Dr Alpha Bett

5. He told me he can now see through walls!

Freddy / Dr Alpha Bett

6. Do not question my authority, Operative A.

Freddy / Dr Alpha Bett

7. This is the best opportunity I have had in years for achieving world domination!

Freddy / Dr Alpha Bett

8. Because of that stupid pen, I got into trouble at school.

Freddy / Dr Alpha Bett

@Bethanywriter | @jackdraws | @ScholasticUK



SPY GADGET

Spies use lots of exciting gadgets to help them with their jobs. The gadgets are often disguised as something else.

Create your own spy gadget.

What job would you want it to do?

What would it be disguised as?

What special features would it have?

.....

.....

.....

.....

.....

.....

.....

.....


.....

.....



SPY GADGET

Draw and label your spy gadget.



@Bethanywriter | @jackdraws | @ScholasticUK



LETTER OF COMPLAINT

Imagine you are Freddy and you have found the camera in the Doc Marten boots. You are going to write a letter of complaint to the company.

Things to include:

1. Write in Freddy's point of view - put yourself in Freddy's shoes!
2. Think about how he would find the camera in the shoes, what he thinks when he finds it, and suggest some improvements to the shoe company. Freddy might complain about things such as:

- The boots were uncomfortable
- Electronic devices are not allowed in school so the boots got confiscated
- The camera takes bad photos
- Lamont's boots did not have a camera in them

3. Freddy should be writing to complain but also to suggest improvements, such as:

- Asking for them to be made more comfortable
- Not putting a camera in the boots
- Making sure there is consistency (cameras in every boot)

TOP TIPS!

Think about the character of Freddy and his traits. He is completely oblivious to everything going on and always tries his best. Freddy would write his letter to help the shoe company and would have their best interests at heart

Remember:

- If Freddy feels he has shown his feelings too much, he often crosses out the most personal parts of his writing.
- Freddy likes using these kind of words: GUTTED, LAME, SOOOOO, YUCK! ACE, DEAD UPSET, AMAZING, DISGUSTING.
- Freddy also likes using interesting similes, such as: 'like two slugs dancing on his forehead' and 'like a flower shop has thrown up on her' – try to include a simile in your letter.



LETTER OF COMPLAINT

Write a letter your letter of complaint below. Don't forget to include the recipient and who it's from!

.....

.....

.....

.....

.....

.....

.....

.....

.....

.....

.....

.....

.....

.....

.....

.....

.....

.....

.....



NEWSPAPER ARTICLE

Write a newspaper article taking on a situation from the book.

Read the tips below then start your article on the next page.

Newspaper articles try to achieve two main things:

1. Giving people facts about what has happened
2. Trying to let readers know why what happened is important

So, when writing a newspaper article, remember to include plenty of facts (WHAT happened, WHERE the event took place, WHO was involved, HOW it happened).

After you've covered that, try to write a couple of sentences about WHY the event happened and WHY it is important (why should the readers be interested in this event?).

And don't forget these common newspaper elements:

- An attention-grabbing headline
- A subheading to give a bit more information that encourages readers to read on
- Write in the third person (he/she/them/they) and write everything with confidence!
- Include quotes from witnesses (Think about what someone might say if they'd seen the event you were describing – this is the quote you can use).
- An interesting picture to illustrate the article



@Bethanywriter | @jackdraws | @ScholasticUK



.....

.....

.....

.....


.....

.....

.....

.....

.....



.....

.....

.....

.....

.....



DESIGN YOUR OWN CHOCOLATE MILK PACKAGING

Create branded packaging for your own chocolate milk in the following template.

Things to consider:

What is the name of your chocolate milk brand?

Do you have a logo people will associate with your chocolate milk?

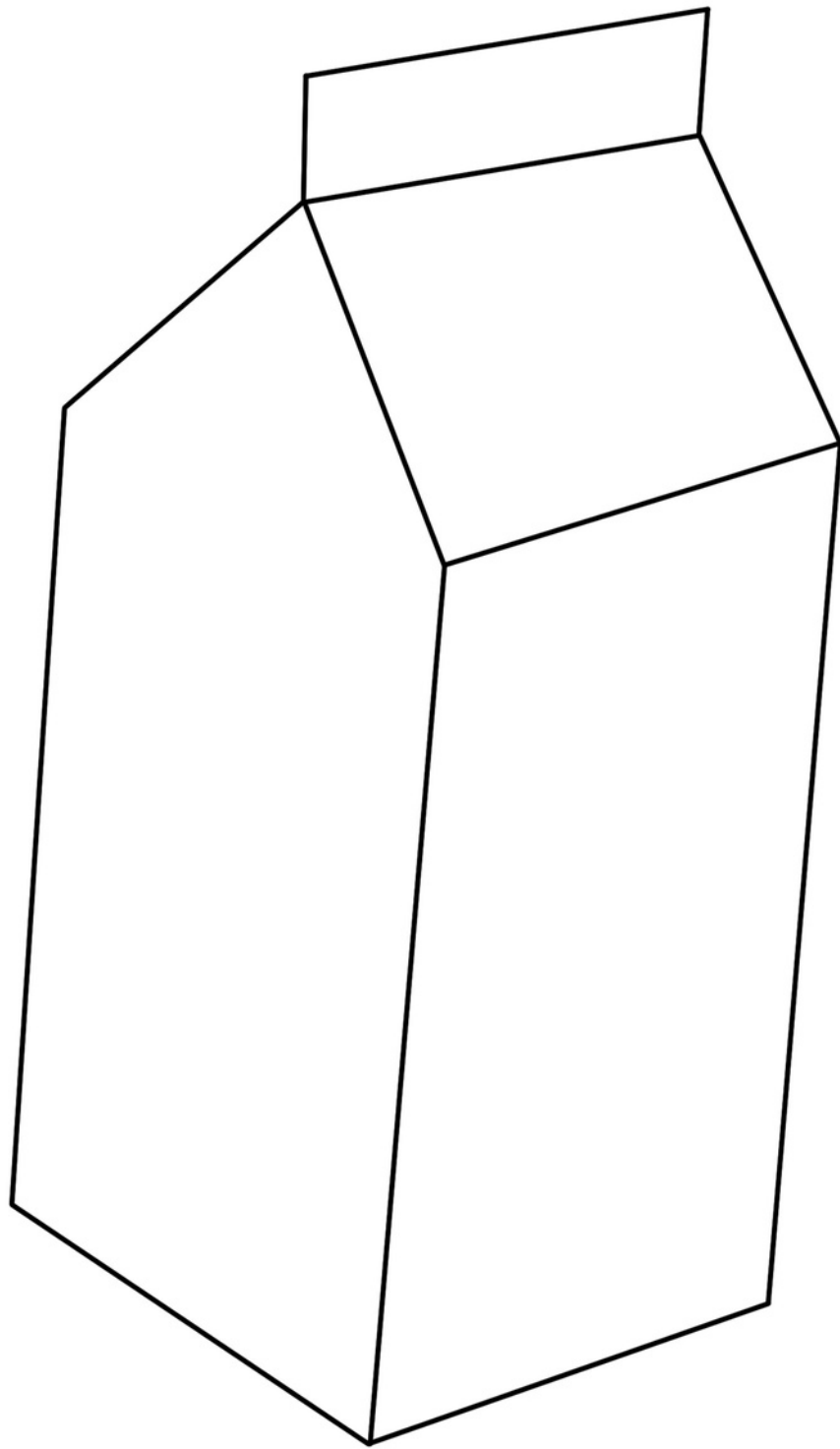
Who buys chocolate milk – does your packaging appeal to your target audience?

Extra Challenge:

Look at other food or drink packages you have at home. What else do the packages have on them? Can you add more details or information to your package design?



@Bethanywriter | @jackdraws | @ScholasticUK



© BETHANY WALKER 2021. ILLUSTRATION © JACK NOEL 2021



@Bethanywriter | @jackdraws | @ScholasticUK



MAKE CHOCOLATE MILK

Adult supervision required

Make your own chocolate milk following the recipe and create your own branded packaging to wrap around your cup.

Recipe:

Prep: 10 minutes
Shake: 1 minutes
Serves: 1

Ingredients:

Chocolate
spread
Milk
Chocolate ice
cream
Double cream

Extras!

Whipped cream
Marshmallows
Chocolate sauce

Method:

1. Melt your ice cream for a few seconds in the microwave to make it runny
2. Pour the melted ice cream into a blender with a spoonful of chocolate spread
3. Add a little bit of cream
4. Whizz up until blended

To serve:

Drizzle chocolate sauce or chocolate inside your cup to line it with some extra chocolate
Pour in your chocolate milk
Top with any extras of your choice

If this chocolate milk drink is too sickly-sweet for you, why not try finding a delicious sprout recipe to make up instead!



@Bethanywriter | @jackdraws | @ScholasticUK